

# Overseas Synthetics Limited

---

**Date: 18<sup>th</sup> April, 2015**

**To,  
The Bombay Stock Exchange Limited (BSE)  
Corporate Relationship Department,  
P. J. Towers, Dalal Street, Fort,  
Mumbai - 400001.**

**Dear Sir,**


**Scrip Code: 514330**

**Subject: SHAREHOLDING PATTERN FOR THE FOURTH QUARTER ENDED  
ON 31<sup>st</sup> March, 2015.**

In terms of Clause 35 of the Listing Agreement, we file herewith Shareholding Pattern for the fourth quarter ended on 31<sup>st</sup> March, 2015 along with free float shareholding forms (A, B & C) for the quarter ended on 31<sup>st</sup> March, 2014.

Kindly take the same on your record and oblige.

Thanking you,  
Yours Faithfully  
**For Overseas Synthetics Limited**



**Kamal R Aggarwal**  
Director




Encl: A/a.



# Overseas Synthetics Limited

## Introductory sub-table (I)(a)

<b>Name of the Company: Overseas Synthetics Limited</b>			
<b>Scrip Code - 514330, Name of the Scrip - OBRSESY, Class of Security: Equity</b>			
<b>Quarter ended: 31st March, 2015</b>			
<b>Partly paid-up shares:-</b>	<b>No. of partly paid-up shares</b>	<b>As a % of total no. of partly paid-up shares</b>	<b>As a % of total no. of shares of the company</b>
Held by promoter/promoter group	0	0	0
Held by public	0	0	0
<b>Total</b>	<b>0</b>	<b>0</b>	<b>0</b>
<b>Outstanding convertible securities:-</b>	<b>No. of outstanding securities</b>	<b>As a % of total no. of outstanding convertible securities</b>	<b>As a % of total no. of shares of the company, assuming full conversion of the convertible securities</b>
Held by promoter/promoter group	0	0	0
Held by public	0	0	0
<b>Total</b>	<b>0</b>	<b>0</b>	<b>0</b>
<b>Warrants:-</b>	<b>No. of warrants</b>	<b>As a % of total no. of warrants</b>	<b>As a % of total no. of shares of the company, assuming full conversion of warrants</b>
Held by promoter/promoter group	0	0	0
Held by public	0	0	0
<b>Total</b>	<b>0</b>	<b>0</b>	<b>0</b>
<b>Total paid-up capital of the company, assuming full conversion of warrants and convertible securities</b>	<b>Rs. 71047070/- (7104707 Equity Shares of Rs. 10/- each)</b>		



Statement Showing Shareholding Pattern									
Category code	Category of Shareholder	Number of Shareholders	Table (I)(a)			Total shareholding as a percentage of total number of shares		Shares Pledged or otherwise encumbered	
			Total number of shares	Number of shares held in dematerialized form	As a percentage of (A+B) <sup>1</sup>	As a percentage of (A+B+C)	Number of shares	As a percentage	
(I)	(II)	(III)	(IV)	(V)	(VI)	(VII)	(VIII)	(IX)= (VIII)/(IV)*100	
<b>(A)</b>	<b>Shareholding of Promoter and Promoter Group<sup>2</sup></b>								
1	<b>Indian</b>								
(a)	Individuals/ Hindu Undivided Family	5	4258293	4258293	59.94	59.94	0.00	0.00	
(b)	Central Government/ State Government(s)	0.00	0.00	0.00	0.00	0.00	0.00	0.00	
(c)	Bodies Corporate	0.00	0.00	0.00	0.00	0.00	0.00	0.00	
(d)	Financial Institutions/ Banks	0.00	0.00	0.00	0.00	0.00	0.00	0.00	
(e)	Any Others(Specify)	0.00	0.00	0.00	0.00	0.00	0.00	0.00	
	<b>Sub Total(A)(1)</b>	<b>5</b>	<b>4258293</b>	<b>4258293</b>	<b>59.94</b>	<b>59.94</b>	<b>0.00</b>	<b>0.00</b>	
2	<b>Foreign</b>								
a	Individuals (Non-Residents Individuals/ Foreign Individuals)	0.00	0.00	0.00	0.00	0.00	0.00	0.00	
b	Bodies Corporate	0.00	0.00	0.00	0.00	0.00	0.00	0.00	
c	Institutions	0.00	0.00	0.00	0.00	0.00	0.00	0.00	
d	Qualified Foreign Investor	0.00	0.00	0.00	0.00	0.00	0.00	0.00	
e	Any Others(Specify)	0.00	0.00	0.00	0.00	0.00	0.00	0.00	
	<b>Sub Total(A)(2)</b>	<b>0.00</b>	<b>0.00</b>	<b>0.00</b>	<b>0.00</b>	<b>0.00</b>	<b>0.00</b>	<b>0.00</b>	
	<b>Total Shareholding of Promoter and Promoter Group (A)= (A)(1)+(A)(2)</b>	<b>5</b>	<b>4258293</b>	<b>4258293</b>	<b>59.94</b>	<b>59.94</b>	<b>0.00</b>	<b>0.00</b>	
<b>(B)</b>	<b>Public shareholding</b>								
1	<b>Institutions</b>								
(a)	Mutual Funds/ UTI	0.00	0.00	0.00	0.00	0.00	0.00	0.00	
(b)	Financial Institutions / Banks	0.00	0.00	0.00	0.00	0.00	0.00	0.00	
(c)	Central Government/ State Government(s)	0.00	0.00	0.00	0.00	0.00	0.00	0.00	
(d)	Venture Capital Funds	0.00	0.00	0.00	0.00	0.00	0.00	0.00	
(e)	Insurance Companies	0.00	0.00	0.00	0.00	0.00	0.00	0.00	
(f)	Foreign Institutional Investors	0.00	0.00	0.00	0.00	0.00	0.00	0.00	
(g)	Foreign Venture Capital Investors	0.00	0.00	0.00	0.00	0.00	0.00	0.00	
(h)	Qualified Foreign Investor	0.00	0.00	0.00	0.00	0.00	0.00	0.00	
(i)	Any Other (specify)	0.00	0.00	0.00	0.00	0.00	0.00	0.00	
	<b>Sub-Total (B)(1)</b>	<b>0.00</b>	<b>0.00</b>	<b>0.00</b>	<b>0.00</b>	<b>0.00</b>	<b>0.00</b>	<b>0.00</b>	
<b>B 2</b>	<b>Non-institutions</b>								
(a)	Bodies Corporate	31	201748	46550	2.84	2.84	0.00	0.00	
(b)	Individuals								
1	Individuals -i. Individual shareholders holding nominal share capital up to Rs 1 lakh	2732	917990	40001	12.92	12.92	0.00	0.00	
II	ii. Individual shareholders holding nominal share capital in excess of Rs. 1 lakh.	13	1153226	19500	16.23	16.23	0.00	0.00	
(c)	Qualified Foreign Investor	0.00	0.00	0.00	0.00	0.00	0.00	0.00	
(d)	Any Other (specify)								
(i)	Trust & Foundation	0.00	0.00	0.00	0.00	0.00	0.00	0.00	
(ii)	Co-operative Societies	0.00	0.00	0.00	0.00	0.00	0.00	0.00	
(iii)	Hindu Undivided Family	2	4550	4550	0.06	0.06	0.00	0.00	
(iv)	Non Resident Individual	8	568900	15000	8.01	8.01	0.00	0.00	
(v)	Foreign Companies	0.00	0.00	0.00	0.00	0.00	0.00	0.00	
(vi)	OCBs	0.00	0.00	0.00	0.00	0.00	0.00	0.00	
	<b>Sub-Total (B)(2)</b>	<b>2786</b>	<b>2846414</b>	<b>125601</b>	<b>40.06</b>	<b>40.06</b>	<b>0.00</b>	<b>0.00</b>	
<b>(B)</b>	<b>Total Public Shareholding (B)= (B)(1)+(B)(2)</b>	<b>2786</b>	<b>2846414</b>	<b>125601</b>	<b>40.06</b>	<b>40.06</b>	<b>0.00</b>	<b>0.00</b>	
	<b>TOTAL (A)+(B)</b>	<b>2791</b>	<b>7104707</b>	<b>4383894</b>	<b>100.00</b>	<b>100.00</b>	<b>0.00</b>	<b>0.00</b>	
<b>(C)</b>	<b>Shares held by Custodians and against which Depository Receipts have been issued</b>								
1	Promoter and Promoter Group	0.00	0.00	0.00	0.00	0.00	0.00	0.00	
2	Public	0.00	0.00	0.00	0.00	0.00	0.00	0.00	
	<b>Sub-Total (C)</b>	<b>0.00</b>	<b>0.00</b>	<b>0.00</b>	<b>0.00</b>	<b>0.00</b>	<b>0.00</b>	<b>0.00</b>	
	<b>GRAND TOTAL (A)+(B)+(C)</b>	<b>2791</b>	<b>7104707</b>	<b>4383894</b>	<b>100.00</b>	<b>100.00</b>	<b>0.00</b>	<b>0.00</b>	



(I)(b) Statement showing holding of securities (including shares, warrants, convertible securities) of persons belonging to the category "Promoter and Promoter Group"

Sr. No.	Name of the shareholder	Details of Shares held		Encumbered shares (*)			Details of warrants		Details of convertible securities		Total shares (including underlying shares assuming full conversion of warrants and convertible securities) as a % of diluted share capital
		Number of shares held	As a % of grand total (A)+(B)+(C)	No.	As a percentage	As a % of grand total (A)+(B)+(C) of sub-clause (I)(a)	Number of warrants held	As a % total number of warrants of the same class	Number of convertible securities held	As a % total number of convertible securities of the same class	
(i)	(ii)	(iii)	(iv)	(v)	(vi) = (v)/(iii)*	(vii)	(viii)	(ix)	(x)	(xi)	(xii)
1	Nareshkumar Vijaykumar Goyal	920111	12.95	0.00	0.00	0.00	0.00	0.00	0.00	0.00	920111
2	Kamalkumar Rajendra Aggarwal	920111	12.95	0.00	0.00	0.00	0.00	0.00	0.00	0.00	920111
3	Navdeep Naresh Goyal	656020	9.23	0.00	0.00	0.00	0.00	0.00	0.00	0.00	656020
4	Shubharangana Narshkumar Goyal	556026	7.83	0.00	0.00	0.00	0.00	0.00	0.00	0.00	556026
5	Minal Kamal Aggarwal	1206025	16.98	0.00	0.00	0.00	0.00	0.00	0.00	0.00	1206025
<b>TOTAL</b>		<b>4258293</b>	<b>59.94</b>	<b>0</b>	<b>0.00</b>	<b>0.00</b>	<b>0.00</b>	<b>0.00</b>	<b>0.00</b>	<b>0.00</b>	<b>4258293</b>

(\*) The term "encumbrance" has the same meaning as assigned to it in regulation 28(3) of the SAST Regulations, 2011

(I)(c)(i) Statement showing holding of securities (including shares, warrants, convertible securities) of persons belonging to the category "Public" and holding more than 1% of the total number of shares

Sr. No.	Name of the shareholder	Number of shares held	Shares as a percentage of total number of shares (i.e., Grand Total (A)+(B)+(C) indicated in Statement at para (I)(a) above)	Details of warrants		Details of convertible securities		Total shares (including underlying shares assuming full conversion of warrants and convertible securities) as a % of diluted share capital
				Number of warrants held	As a % total number of warrants of the same class	Number of convertible securities held	% w.r.t total number of convertible securities of the same class	
1	Atul Brahmmand Shah	174900	2.46	0.00	0.00	0.00	0.00	174900
2	Shashank N. Sharma	168425	2.37	0.00	0.00	0.00	0.00	168425
3	Tushar Pravinchandra Shah	163700	2.30	0.00	0.00	0.00	0.00	163700
4	Bharat Chunal Shah	161675	2.28	0.00	0.00	0.00	0.00	161675
5	Maharshi Bharat Shah	124400	1.75	0.00	0.00	0.00	0.00	124400
6	Rajesh Narrotambhai Patel	98950	1.39	0.00	0.00	0.00	0.00	98950
7	Sanjay Naraindas Kriplani	550400	7.75	0.00	0.00	0.00	0.00	550400
<b>TOTAL</b>		<b>1442450</b>	<b>20.30</b>	<b>0.00</b>	<b>0.00</b>	<b>0.00</b>	<b>0.00</b>	<b>1442450</b>

(I)(c)(ii) Statement showing holding of securities (including shares, warrants, convertible securities) of persons (together with PAC) belonging to the category "Public" and holding more than 5% of the total number of shares of the company

Sr. No.	Name(s) of the shareholder(s) and the Persons Acting in Concert (PAC) with them	Number of shares	Shares as a percentage of total number of shares (i.e., Grand Total (A)+(B)+(C) indicated in Statement at para (I)(a) above)	Details of warrants		Details of convertible securities		Total shares (including underlying shares assuming full conversion of warrants and convertible securities) as a % of diluted share capital
				Number of warrants	As a % total number of warrants of the same class	Number of convertible securities held	% w.r.t total number of convertible securities of the same class	
1	Sanjay Naraindas Kriplani	550400	7.75	0.00	0.00	0.00	0.00	550400
<b>TOTAL</b>		<b>550400</b>	<b>7.75</b>	<b>0.00</b>	<b>0.00</b>	<b>0.00</b>	<b>0.00</b>	<b>550400</b>



(I)(d) Statement showing details of locked-in shares

Sr. No.	Name of the shareholder	Number of locked-in shares	Locked-in shares as a percentage of total number of shares {i.e., Grand Total (A)+(B)+(C) indicated in Statement at para (I)(a) above}
1	Nareshkumar Vijaykumar Goyal	920111	12.95
2	Kamalkumar Rajendra Aggarwal	920111	12.95
3	Navdeep Naresh Goyal	656020	9.23
4	Shubharangana Nareshkumar Goyal	556026	7.83
5	Minal Kamal Aggarwal	1206025	16.98
<b>TOTAL</b>		<b>4258293</b>	<b>59.94</b>

(II)(a) Statement showing details of Depository Receipts (DRs)


Sr. No.	Type of outstanding DR (ADRs, GDRs, SDRs, etc.)	Number of outstanding DRs	Number of shares underlying outstanding DRs	Shares underlying outstanding DRs as a percentage of total number of shares {i.e., Grand Total (A)+(B)+(C) indicated in Statement at para (I)(a) above}
1	0.00	0.00	0.00	0.00
<b>TOTAL</b>	<b>0.00</b>	<b>0.00</b>	<b>0.00</b>	<b>0.00</b>

(II)(b) Statement showing holding of Depository Receipts (DRs), where underlying shares held by "promoter/promoter group" are in excess of 1% of the total number of shares


Sr. No.	Name of the DR Holder	Type of outstanding DR (ADRs, GDRs, SDRs, etc.)	Number of shares underlying outstanding DRs	Shares underlying outstanding DRs as a percentage of total number of shares {i.e., Grand Total (A)+(B)+(C) indicated in Statement at para (I)(a) above}
1		0.00	0.00	0.00
<b>TOTAL</b>		<b>0.00</b>	<b>0.00</b>	<b>0.00</b>

(III)(a) Statement showing voting pattern of shareholders, if more than one class of Shares/Securities is issued by the issuer -----> N.A.

Note : Company has not issued any ADR or GDR or SDR.



For Overseas Synthetics Limited


  
Kamal Aggarwal  
Director

**FORM A**

**SHAREHOLDING PATTERN SUMMARY FOR FREE-FLOAT INDICES**

<b>Name of the Company : Overseas Synthetics Limited</b>			
	<b>Scrip Code</b>	514330	<b>Quarter Ended</b> 31/03/2015
<b>Category Code</b>	<b>Category</b>	<b>No.of Shares Held</b>	<b>% of Shareholding</b>
<b>I</b>	<b>CONTROLLING/STRATEGIC HOLDINGS</b>		
<b>A</b>	<b>BASED IN INDIA</b>		
1	Indian Individuals/HUFs & Relatives	4258293	59.94%
2	Indian Corporate Bodies/ Trusts/ Partnerships		
3	Persons Acting in Concert (also include Suppliers/ Customers)		
4	Other Directors & Relatives (other than in 1 above)		
5	Employee Welfare Trusts/ESOPs (already converted into shares but locked in)		
6	Banks/Financial Institutions		
7	Central/ State Govt.		
8	Central/ State Govt. Institutions		
9	Venture Funds/ Private Equity Funds		
	<b>Sub Total A</b>	4258293	59.94%
<b>B</b>	<b>BASED OVERSEAS</b>		
10	Foreign Individuals (including FDI)		
11	Foreign Corporate Bodies (including FDI)		
12	Non Resident Indians (Individuals)		
13	Non Resident Indian Corporate Bodies		
	<b>Sub Total B</b>		
<b>C</b>	<b>GDRs/ADRs/ ADSs</b>		
	<b>Sub Total C</b>		
<b>D</b>	<b>OTHERS (Please specify here )</b>		
	<b>Sub Total D</b>		
<b>E</b>	<b>ANY OTHER SHARES LOCKED-IN (except covered above)</b>		
	<b>Sub Total E</b>		
	<b>Sub Total I</b>	4258293	59.94%

....contd



II	FREE FLOAT	No.of Shares Held	% of Shareholding
<b>A</b>	<b>BASED IN INDIA</b>		
1	Indian Individuals/HUFs	2075766	29.22
2	Indian Corporate Bodies/Trusts/Partnerships	201748	2.84
3	Independent Directors & Relatives		
4	Present Employees		
5	Banks/Financial Institutions		
6	Central/State Govt.		
7	Central/ State Govt. Institutions		
8	Insurance Companies		
9	Mutual Funds		
10	Venture Funds/ Private Equity Funds		
11	Customers		
12	Suppliers		
	<b>Sub Total A</b>	<b>2277514</b>	<b>32.05</b>
<b>B</b>	<b>BASED OVERSEAS</b>		
13	Foreign Individuals		
14	Foreign Corporate Bodies		
15	Foreign Institutional Investors (SEBI-registered)		
16	Non Resident Indians (Individuals)	568900	8.01
17	Non Resident Indian Corporate Bodies		
	<b>Sub Total B</b>	<b>568900</b>	<b>8.01</b>
<b>C</b>	<b>GDRs/ADRs/ADSs</b>	<b>0</b>	<b>0</b>
	<b>Sub Total C</b>	<b>0</b>	<b>0</b>
<b>D</b>	<b>OTHERS (Please specify here )</b>	<b>0</b>	<b>0</b>
	<b>Sub Total D</b>	<b>0</b>	<b>0</b>
		<b>0</b>	<b>0</b>
	<b>Sub Total II</b>	<b>2846414</b>	<b>40.06</b>
	<b>Grand Total</b>	<b>7104707</b>	<b>100</b>
<b>BROAD SUMMARY OF HOLDINGS</b>		<b>No.of Shares Held</b>	<b>% of Shareholding</b>
Total Controlling/ Strategic Holdings		4258293	59.94
Total Free-float		2846414	40.06
<b>Grand Total</b>		<b>7104707</b>	<b>100</b>
<b>SUMMARY OF DOMESTIC/FOREIGN HOLDINGS</b>		<b>No.of Shares Held</b>	<b>% of Shareholding</b>
Total Domestic Holding		6535807	91.99
Total Foreign Holding		568900	8.01
<b>Grand Total</b>		<b>7104707</b>	<b>100</b>

**NOTE :**

In future:

\* In order to enable us to track the free-float of your company on a regular basis, you are requested to file these forms with us for each quarter of the year within 15 days of each quarter ending.

\* In addition, the Shareholding Pattern needs to be filed by you with us within 2 days of change of 1% or more in the shareholding of any entity in the "Controlling/Strategic Holdings" group.  
[Click here for Shareholding of 1% and above](#)







FORM C

**FREE-FLOAT HOLDERS  
DISCLOSE ONLY HOLDINGS OF 1% & ABOVE**

(List holders Categorywise)

Name of the Company : Overseas Synthetics Limited

	Scrip Code	514330	Quarter Ended	31/03/2015
--	------------	--------	---------------	------------

Sl.no.	Holders Name	No.of Shares Held	% of Shareholding	Category Code	Relationship, if any with anyone in I
1	Atul Brahmnd Shah	174900	2.46	II (A) (1)	None
2	Shashank N. Sharma	168425	2.37	II (A) (1)	None
3	Tushar Pravinchandra Shah	163700	2.30	II (A) (1)	None
4	Bharat Chunilal Shah	161675	2.28	II (A) (1)	None
5	Maharshi Bharat Shah	124400	1.75	II (A) (1)	None
6	Rajesh Narrotambhai Patel	98950	1.39	II (A) (1)	None
	<b>Total</b>	892050	12.56		
1	Sanjay Naraindas Kirpalani	550400	7.75	II (B) (16)	None
	<b>Total</b>	550400	7.75		
	<b>Grand Total</b>	1442450	20.30		

BACK

